




stand banner

<https://www.standbanner.co.uk>


















8' x 6' STALL

ASSEMBLY GUIDE

PARTS


When first unpacking your Stall please take the time to ensure that all parts are present using the check list below.

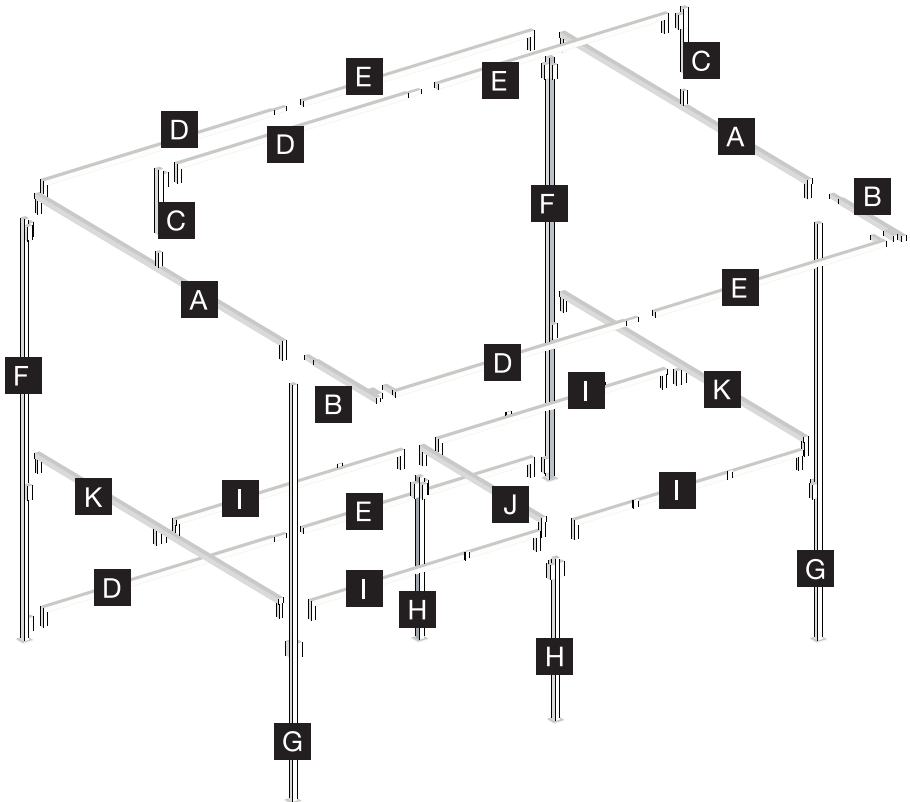
If you believe a part is missing then you should contact Gavin Kenning Engineering Limited at your earliest convenience.

A	Roof End Sections	Length: 5ft 11in (1,80m)	
			2 pieces <input type="checkbox"/>
B	Roof Overhang Bars	Length: 1ft 6in (0,45m)	
			2 pieces <input type="checkbox"/>
C	Roof Risers	Length: 1ft (0,3m)	
			2 pieces <input type="checkbox"/>
D	Male Connection Bars	Length: 4ft 3in (1,30m)	
			4 pieces <input type="checkbox"/>
E	Female Connection Bars	Length: 3ft 11in (1,14m)	
			4 pieces <input type="checkbox"/>
F	Rear Legs	Length: 6ft 6in (1,98m)	
LEFT		2 pieces (1 x left, 1 x right)	<input type="checkbox"/>
RIGHT			
G	Front Legs	Length: 6ft 5in (1,95m)	
			2 pieces <input type="checkbox"/>
H	Counter Support Legs	Length: 2ft 6in (0,76m)	
			2 pieces <input type="checkbox"/>
I	Front & Back Counter Support Bars	Length: 3ft 10,5in (1,18m)	
			4 pieces <input type="checkbox"/>
J	Middle Counter Support Bar	Length: 2ft 10in (0,86m)	
			1 piece <input type="checkbox"/>
K	Side Counter Support Bars	Length: 2ft 6in (0,76m)	
			2 pieces <input type="checkbox"/>
L	Counter Boards		
			2 pieces <input type="checkbox"/>
M	Roof Tarpaulin, Counter Skirt, Backwall & Bungee Cords		
			3 pieces <input type="checkbox"/>
N	Wheeled Carry Bag (Optional Extra)		
			1 piece <input type="checkbox"/>

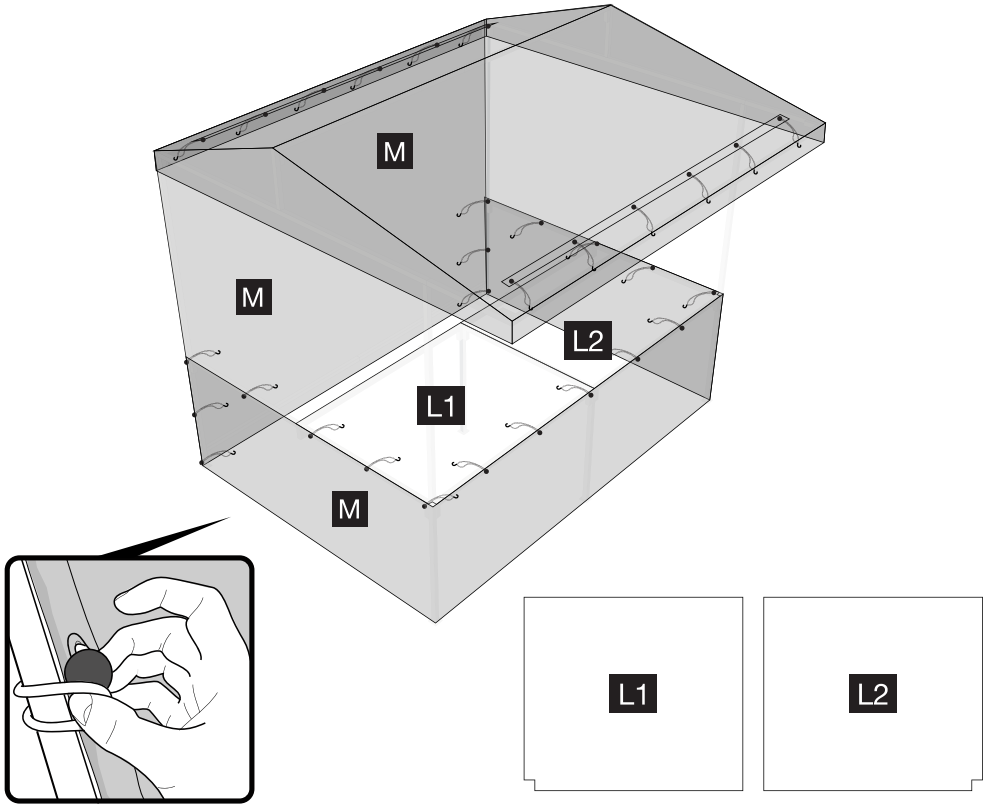
ASSEMBLY

Your market stall frame is designed to slot together by hand as shown in the images below. You do not require any specialist tools for assembly. Use the below diagram in conjunction with the parts list shown on the opposite page to identify and place the parts within the frame assembly.

 Please read the enclosed safety guidelines and care instructions before attempting to assemble this product



COUNTER, ROOF, SKIRT & BACK



Tarpaulins

All tarpaulins are equipped with eyelets and permanently attached ball loop bungees with hooks that are designed to wrap around the market stall frame and hook back over the plastic ball of the bungee in order to keep the tarpaulin taut.

Counter Boards

Counter boards lie over the counter bars of the Market Stall. Counter boards L1 and L2 have cutouts in the corners which allow the boards to lock into place inbetween the legs at each end of the Market Stall frame.



WARNING

- ✘ **Do not** climb on framework or counter top (where present).
- ✘ **Do not** use a steel hammer to assemble framework, doing so may cause damage to surface finishes or bodily injury.
Note: no specialist tools are required to assemble this product but if so required, use a rubber or wooden mallet only.

✘ **Do not** assemble framework on a steep incline.

✘ **Do not** let rain or snow accumulate on the roof canopy.

! When new, the framework assembly may be stiff. This stiffness will ease with regular use.

! When new, the framework of this product may contain loose metal filings. Be careful when first assembling.

! When new, oil residue may be present around connection points. Be careful when first assembling.

! This product is designed to withstand inclement weather conditions but it is always recommended that additional ballast or grounding anchors be used wherever possible. Anchoring is your responsibility. Damages caused by poor weather conditions are not warranted.

! In extreme gusty conditions it is advised that framework is disassembled entirely.

! This framework is designed for temporary use only and is not a permanent structure.



DISCLAIMER

Read this before setting up or using your Gavin Kenning Engineering Limited product.

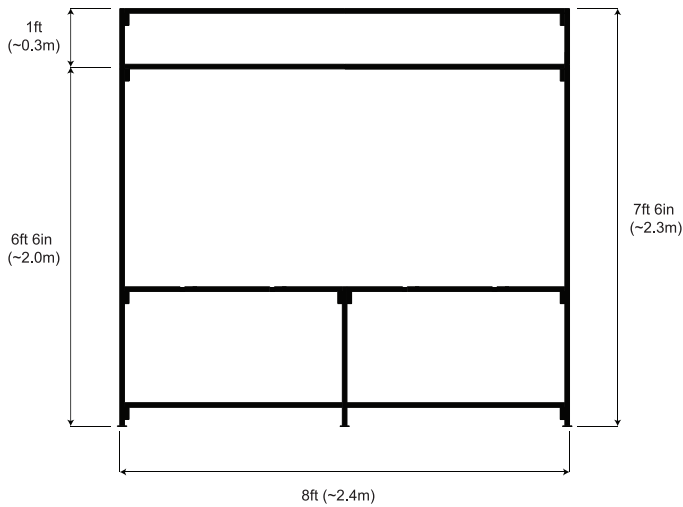
Improper use of this product and/or its components can cause damage to equipment or property, serious personal injury or death.

Stand Banner Ltd shall not be liable for any damages arising out of the use of this product, including, but not limited to, damages for economic loss of profits or savings, lost wages; damages to or loss of use of property; bodily injury; medical payments; pain and suffering; and loss of consortium.

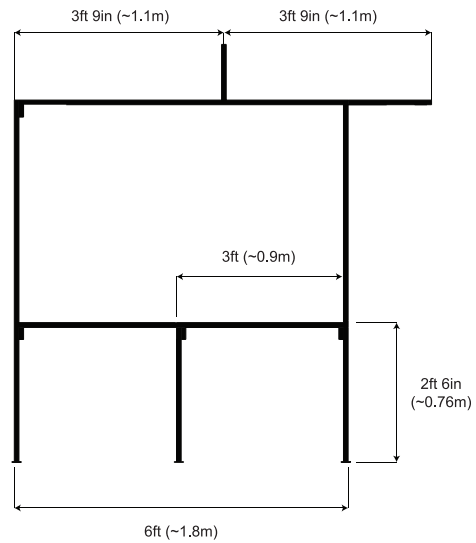
CARE INSTRUCTIONS

- Always ensure that this product and its components, including the framework, tarpaulin and counter boards (where present) are completely dry before placing in storage. Failure to do so may result in mildew and/or rust or other damage to surfaces and finishes.
- Dirt should be removed from tarpaulins and framework using a cloth, soap and warm water. Do not machine wash.
- Dirt can be removed from plywood counter boards using a stiff brush and a small amount of water.
- Do not use caustic products such as bleach to clean any part of this product. Doing so may cause damage to surface finishes.

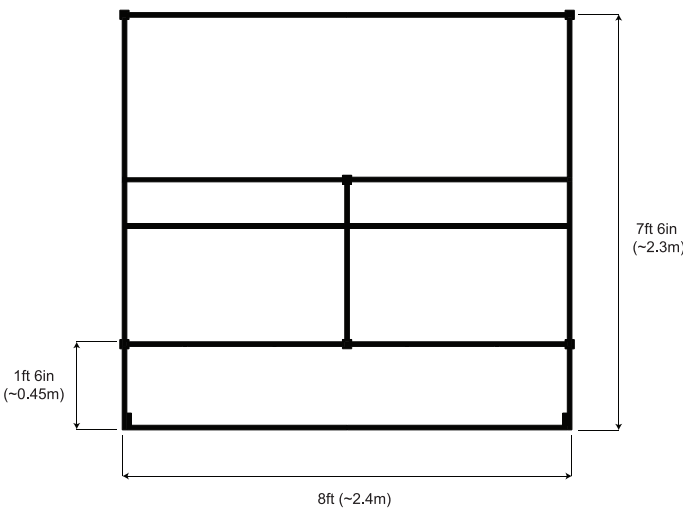
FRONT



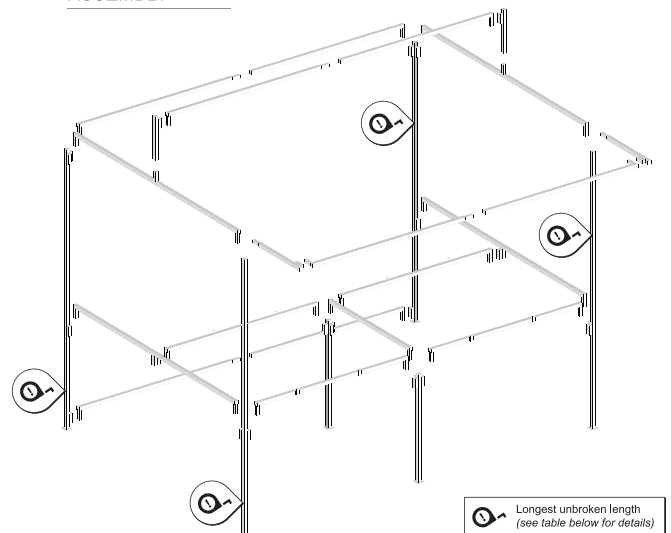
SIDE



TOP



ASSEMBLY



Elite Counter Market Stall Specification		
<i>Metric dimensions (metres) are approximate</i>		
Counter size (frontage x depth)	8ft x 3ft (2.4m x 0.9m)	
Covered work space behind counter (frontage x depth)	8ft x 3ft (2.4m x 0.9m)	
Footprint (frontage x depth)	8ft x 7ft 6in (2.4m x 2.3m)	
Weight	Frame only (steelwork only)	55kg
	Full kit (includes frame, roof canopy, counter skirt, counter boards)	75kg
Number of parts	Frame	27 pieces
	Roof canopy, counter skirt, back/side walls	5 pieces (1 roof canopy, 1 counter skirt, 2 side walls, 1 back wall)
	Counter boards	4 pieces (4 x 3ft x 2ft / 0.9m x 0.6m each)
Roof overhang	1ft 6in (0.45m) front extension	
Longest unbroken length Ⓞ	6ft 6in (leg upright, as indicated on assembly diagram above)	
Dismantled dimensions (for storage/transportation reference)	Frame	6ft 6in x 1ft x 1ft (1.9m x 0.3m x 0.3m)
	Roof canopy, counter skirt, back/side walls	3ft x 2ft x 6in (0.9m x 0.6m x 0.15m)
	Counter boards	3ft x 2ft x 2in (0.9m x 0.6m x 0.05m)
Warranty	5 years	
Materials used	Frame	1in x 1in (25mm x 25mm) steel box section, 2mm wall thickness. Silver zinc plate finish, clear passivation
	Roof canopy and counter skirt	550gsm PVC, built in elastic bungee cords, steel s-hooks, fabric hook and loop fasteners
	Counter boards	9mm exterior grade plywood sheet
Estimated assembly time	10 minutes (1-2 people)	
Typical uses	Ideal for farmers markets, car boot sales and village fetes. A versatile base for selling a huge range of products. Perfect for first time traders right through to seasoned professionals.	