

SPECIFICATIONS

Graphic Panel Size
A1 [841mm x 594mm]

Visual Area
814mm x 577mm

SYSTEM SIZES

Assembled size
1215 [h] x 740 [w] x 610mm [d]

Boxed size

Box 1 = 1255 [h] x 775 [w] x 90mm [d]
Box 2 = 750 [h] x 620 [w] x 160mm [d]

WEIGHTS

Assembled weight [without water]
20kg

Assembled weight [with 30 litres of water]
50kg

Boxed weights

Frame = 21.6kg
Base = 3.4kg
Total Boxed Weight = 25kg

BASE CAPACITY

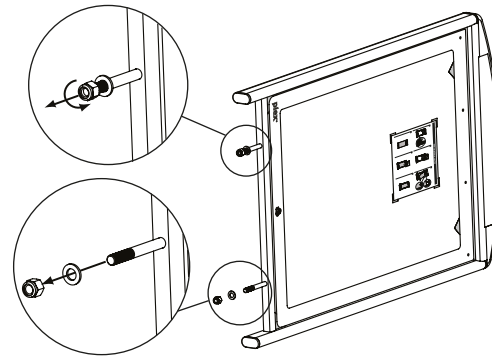
30 litres [1 litre weighs 1kg]

COMPONENT LIST

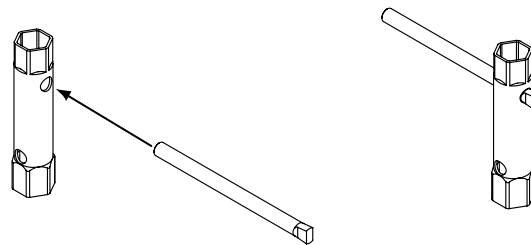
- 1 off – Frame assembly
- 1 off – Plastic base
- 2 off – M12 nut
- 2 off – Washer
- 1 off – Box spanner
- 1 off – Filler cap

A1 ASSEMBLY INSTRUCTIONS

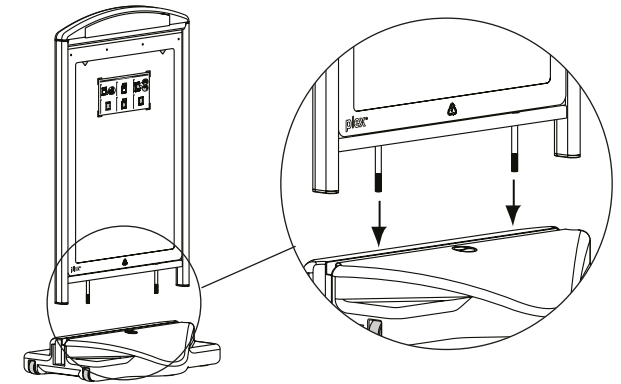
1



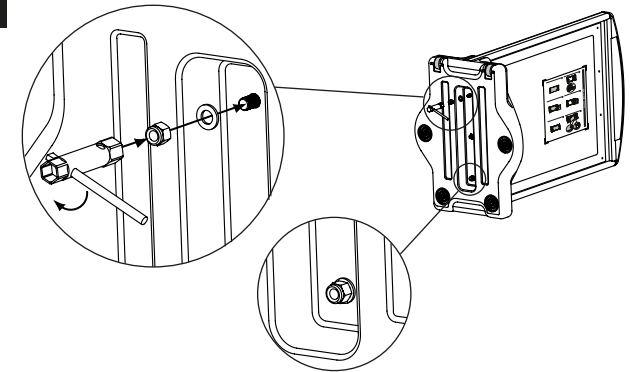
3



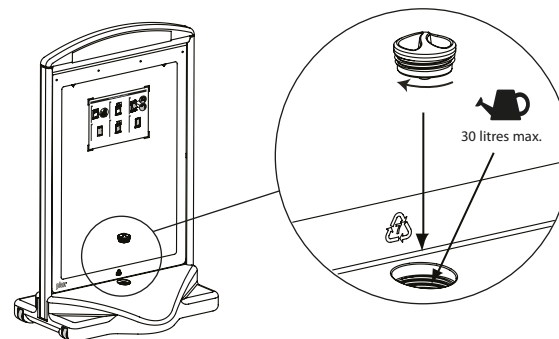
2



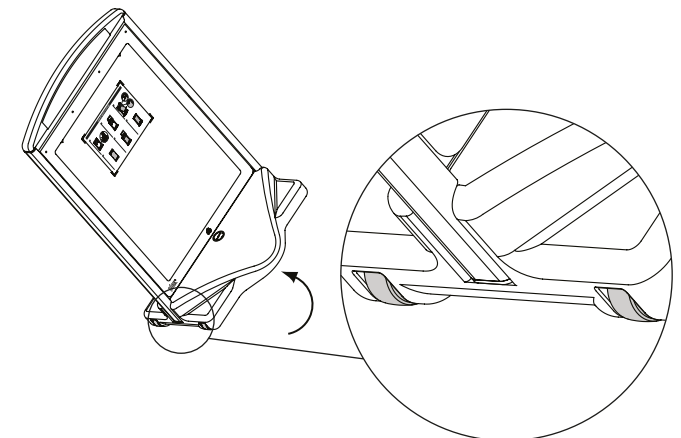
4



FILLING WITH WATER



WHEELING INTO POSITION



N.B. 1.5kg of refined salt is included inside base to prevent the water freezing.